

## Perfiles Estructurales



## Perfiles estructurales / índice



<b>Detalle</b>	<b>referencia</b>
Ángulos alas iguales.....	05
Ángulos alas desiguales.....	06
Perfiles doble T - Perfiles T.....	07
Perfiles U desiguales - Perfiles U iguales.....	08
Tubos rectangulares.....	09
Tubos cuadrados.....	10
Planchuelas.....	11
Tubos redondos extruídos.....	14

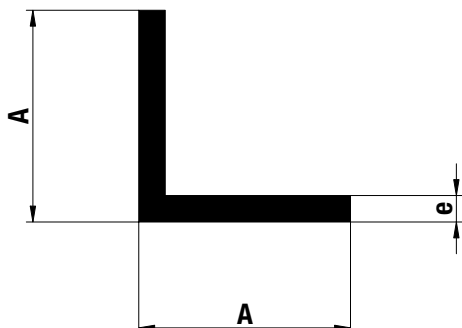
# Perfiles estructurales



Prohibida la modificación, publicación o venta, total o parcial de estos documentos, sin la previa autorización por parte de Aluar División Elaborados.  
La empresa se reserva el derecho de modificar total o parcialmente las especificaciones contenidas en este catálogo sin previo aviso.

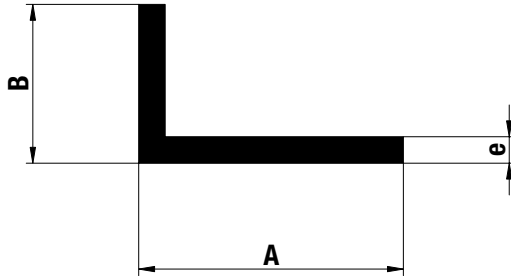
Este catálogo fue realizado en enero de 2018.

**ÁNGULOS ALAS IGUALES**



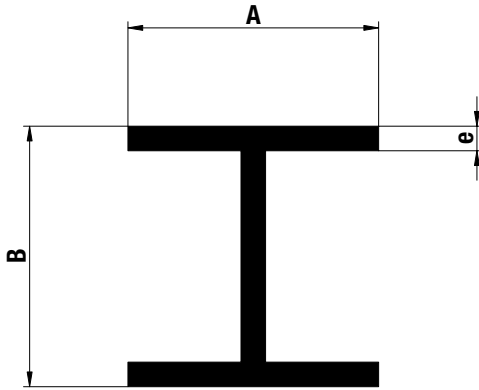
Perfil	A	e	Peso kg/m
MPN-011	12.00	1.50	0.093
MPN-085	15.87	1.50	0.122
MPN-086	20.00	1.50	0.157
MPN-120	25.00	1.50	0.197
MPN-089	25.40	1.20	0.162
MPN-087	30.00	1.50	0.238
PPN-2251	30.00	2.00	0.313
MPN-088	32.00	1.50	0.254
PPN-1942	32.00	3.00	0.494
MPN-091	38.00	1.50	0.302
MPN-031	38.00	2.00	0.407
MPN-032	38.00	3.00	0.603
MPN-093	50.00	1.50	0.400
MPN-017	50.00	3.00	0.786
MPN-042	50.00	4.00	1.050
M-1549	50.00	4.20	1.077
MPN-043	50.00	5.00	1.300
MPN-070	60.00	5.00	1.552
MPN-095	76.20	1.70	0.691
MPN-072	76.20	6.30	2.489

**ÁNGULOS ALAS DESIGUALES**



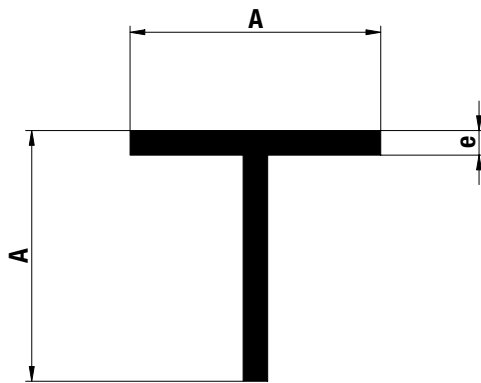
Perfil	A	B	e	Peso kg/m
PPN-3295	22.00	11.00	1.50	0.127
MPN-096	23.00	12.00	1.50	0.135
MPN-080	28.70	11.10	2.00	0.203
MPN-097	29.00	15.00	1.50	0.173
MPN-098	30.00	20.00	1.50	0.197
MPN-117	35.00	8.00	1.40	0.156
MPN-099	38.00	25.00	1.50	0.248
PPN-2101	40.00	20.00	3.00	0.462
MPN-100	50.00	25.00	1.50	0.297
MPN-027	50.00	25.00	3.00	0.583
MPN-038	50.00	38.00	4.00	0.925
PPN-3346	62.00	30.00	2.00	0.486
PPN-2300	100.00	20.00	2.00	0.637
MPN-075	100.00	50.00	6.00	2.332

**PERFILES DOBLE T**



Perfil	A	B	e	Peso kg/m
P-2062	20.00	10.00	2.00	0.248
PPN-2025	51.00	53.00	5.00	1.957
P-3107	63.00	100.00	5.00	2.916
P-4359	76.20	101.60	6.35 y 4.74 en B	3.961
P-6853	88.00	80.00	6 y 8 en B	4.339
MPN-112	100.00	100.00	6.00	4.750
MPN-111	100.00	100.00	8.00	6.140
MPN-110	100.00	160.00	8.00	7.420
P-7095	164.00	164.00	12.00	15.228

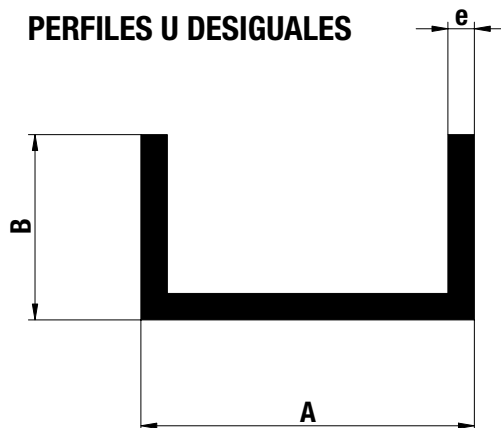
**PERFILES T**



Perfil	A	e	Peso kg/m
MPN-004	15.00	2.00	0.152
MPN-005	20.00	2.00	0.205
MPN-006	25.00	2.00	0.259
MPN-103	25.40	1.20	0.162
PPN-3292	40.00	2.00	0.421
PPN-1935	80.00	8.00	3.283

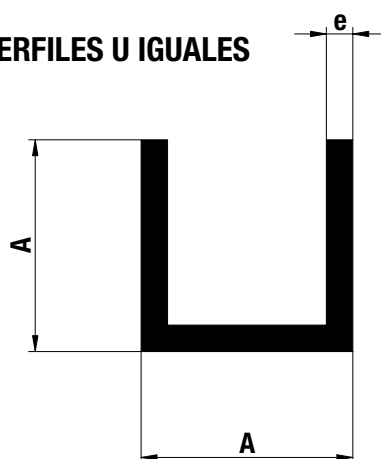
## Perfiles estructurales / listado de perfiles

### PERFILES U DESIGUALES



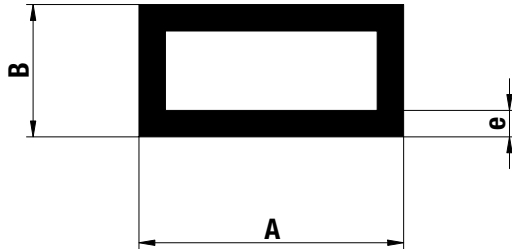
Perfil	A	B	e	Peso kg/m
MPN-146	13.30	26.00	1.30	0.219
PPN-2382	15.00	20.00	2.00	0.275
PPN-2385	15.00	25.00	2.00	0.329
PPN-2384	15.00	40.00	2.00	0.491
PPN-3158	19.00	25.40	1.60	0.289
P-6001	19.00	42.00	2,6 y FONDO 3	0.710
MPN-047	25.00	11.50	1.50	0.183
MPN-126	30.00	16.00	2.00	0.313
P-6687	35.00	50.00	4.20	1.393
PPN-4050	40.00	15.00	1.50	0.271
MPN-105	50.00	20.00	1.50	0.354
P-5786	50.00	28.00	4.00	1.083
MPN-082	74.00	60.00	5.00	2.484
MPN-068	102.00	52.00	6.00	3.142
MPN-083	150.00	100.00	6.00	5.476

### PERFILES U IGUALES



Perfil	A	e	Peso kg/m
MPN-058	12.00	1.15	0.108
PPN-2190	12.00	1.50	0.135
MPN-131	15.00	1.50	0.170
MPN-063	19.00	2.00	0.286
PPN-2596	20.00	2.00	0.302
PPN-2581	40.00	3.00	0.923

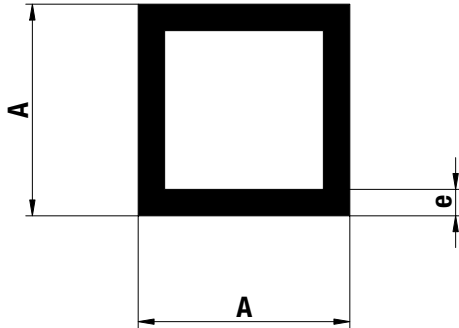
## TUBOS RECTANGULARES



Perfil	A	B	e	Peso kg/m
PC-2236	20.00	10.00	1.50	0.218
MC-144	25.00	15.00	1.50	0.300
MC-276	25.00	15.00	2.50	0.473
PC-2671	30.00	12.00	1.50	0.316
MC-068	30.00	12.40	1.50	0.319
MC-145	30.00	20.00	1.50	0.381
MC-148	38.00	25.00	1.50	0.486
MC-147	40.00	20.00	1.50	0.462
PC-4279	40.00	20.00	2.00	0.605
MC-079	50.00	15.00	1.50	0.502
MC-169	50.00	20.00	1.50	0.543
MC-149	50.00	25.00	1.50	0.583
PC-2571	50.00	25.00	2.20	0.839
MC-152	50.00	38.00	1.50	0.689
PC-2655	50.00	38.00	2.50	1.120
MC-080	60.00	25.00	1.50	0.664
MC-150	60.00	30.00	1.50	0.705
MC-160	70.00	40.00	1.50	0.867
MC-122	70.00	40.00	2.00	1.145
MC-082	75.00	25.00	1.50	0.786
MC-179	75.00	25.00	1.75	0.913
PC-4288	75.00	25.00	2.50	1.283
MC-083	75.00	50.00	1.50	0.988
PC-4289	75.00	50.00	2.50	1.620
PC-3988	76.00	25.00	1.60	0.845
MC-283	83.00	38.10	4.80	2.892
PC-4833	90.00	40.00	2.00	1.361
PC-2569	100.00	25.00	2.50	1.620
MC-161	100.00	45.00	1.50	1.150
PC-4836	100.00	45.00	2.00	1.523
MC-301	101.60	25.40	3.20	2.084
MC-280	101.60	50.80	3.35	2.638
MC-084	115.00	50.00	2.00	1.739
PC-5366	125.00	50.00	2.30	2.117
MC-141	127.00	50.00	2.00	1.868
MC-302	120.00	80.00	1.85	1.961

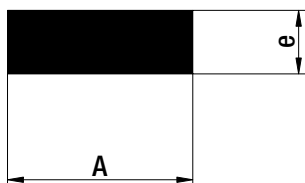


**TUBOS CUADRADOS**



Perfil	A	e	Peso kg/m
MC-088	12.00	1.25	0.134
MC-091	15.00	1.25	0.185
MC-024	20.00	1.50	0.300
MC-020	25.00	1.50	0.381
PC-4268	25.00	2.00	0.495
MC-073	25.40	1.25	0.326
MC-054	30.00	1.50	0.461
MC-053	38.00	1.50	0.591
P-2698	40.00	1.50	0.624
PC-4276	40.00	2.00	0.821
MC-165	45.00	1.50	0.705
MC-142	50.00	1.50	0.786
MC-286	50.00	3.00	1.523
MC-143	60.00	1.50	0.948
PC-3109	75.00	2.00	1.580
MC-294	100.00	1.85	1.961
MC-293	127.00	2.30	3.097

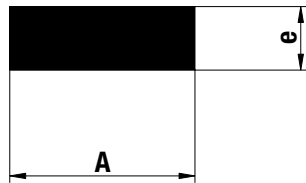
## PLANCHUELAS



Perfil	A	e	Peso kg/m
P-3726	12.70	3.00	0.102
PP-4080	12.70	5.00	0.167
PP-3727	15.30	3.30	0.136
MP-052	19.00	2.00	0.102
MP-219	19.00	3.00	0.150
MP-022	19.00	4.00	0.205
MP-020	19.00	5.00	0.256
MP-058	19.00	6.00	0.305
PP-3746	20.00	3.00	0.162
MP-054	25.00	2.00	0.135
MP-171	25.00	6.00	0.402
MP-177	25.40	6.35	0.432
MP-190	25.40	9.52	0.650
MP-181	25.40	12.70	0.869
MP-183	25.40	19.05	1.304
MP-066	30.00	5.00	0.405
MP-124	30.00	6.00	0.481
MP-206	31.75	9.52	0.816
MP-127	32.00	1.50	0.130
MP-018	32.00	5.00	0.432
P-2065	32.50	26.00	2.281
MP-142	35.00	12.00	1.134
MP-129	38.00	1.50	0.154
MP-024	38.00	3.00	0.308
MP-180	38.10	6.35	0.651
MP-173	38.10	9.52	0.977
MP-195	38.10	12.70	1.303
MP-184	38.10	19.05	1.958
MP-185	38.10	25.40	2.611
MP-130	40.00	1.50	0.162
MP-165	40.00	5.00	0.540
MP-169	40.00	6.00	0.645
P-6780	42.00	27.00	3.052
MP-182	44.95	12.70	1.523
PP-2238	50.00	2.00	0.270
MP-166	50.00	6.00	0.810
MP-012	50.00	10.00	1.350
PP-4108	50.00	27.50	3.713
PP-4104	50.00	32.00	4.320
MP-172	50.80	6.35	0.869
MP-174	50.80	9.52	1.304
MP-175	50.80	12.70	1.739
MP-179	50.80	19.05	2.611
MP-005	50.80	20.00	2.743
MP-176	50.80	25.40	3.480

## Perfiles estructurales / listado de perfiles

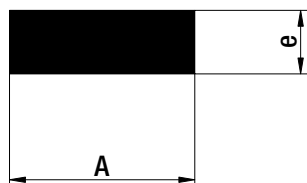
### PLANCHUELAS



Perfil	A	e	Peso kg/m
MP-208	50.80	31.75	4.352
PP-4105	51.00	19.00	2.613
P-6778	51.00	26.00	3.571
P-6777	52.00	40.00	5.605
MP-072	60.00	10.00	1.620
PP-3910	60.00	20.00	3.360
P-2612	60.00	25.00	4.042
MP-205	63.50	6.35	1.089
MP-189	63.50	9.52	1.629
MP-194	63.50	12.70	2.174
MP-197	63.50	19.05	3.263
MP-234	65.00	2.00	0.348
PP-2448	65.00	3.00	0.526
PP-1978	65.00	58.00	10.171
P-6779	67.00	62.00	11.206
MP-140	70.00	10.00	1.890
MP-204	70.00	15.00	2.835
P-3275	72.00	2.50	0.486
MP-131	76.00	1.50	0.308
PP-3750	76.20	5.00	1.029
MP-178	76.20	6.35	1.304
MP-188	76.20	9.52	1.955
MP-193	76.20	12.70	2.610
MP-196	76.20	19.05	3.916
MP-200	76.20	25.40	5.220
MP-203	76.20	31.75	6.530
MP-235	79.30	15.00	3.209
MP-167	80.00	6.00	1.293
P-6888	80.00	6.50	1.404
MP-038	80.00	10.00	2.160
MP-114	80.00	19.00	4.104
P-6776	80.00	39.00	8.415
P-2663	80.00	80.00	17.280
MP-214	82.50	3.00	0.667
MP-164	90.00	3.00	0.726
PP-5473	90.00	40.00	9.720
P-2664	90.00	90.00	21.870
MP-075	100.00	5.00	1.350
MP-045	100.00	10.00	2.700
MP-170	100.00	12.00	3.237
MP-099	100.00	15.00	4.050
MP-213	100.75	3.00	0.813
MP-191	101.60	6.35	1.739

## Perfiles estructurales / listado de perfiles


### PLANCHUELAS



Perfil	A	e	Peso kg/m
MP-207	101.60	9.52	2.608
MP-192	101.60	12.70	3.481
MP-199	101.60	19.05	5.220
PP-2487	101.60	25.40	6.966
MP-201	101.60	25.40	6.965
MP-202	101.60	31.75	8.700
P-6460	110.00	10.00	2.970
P-5688	114.00	114.00	35.022
PP-4900	115.00	3.00	0.932
PP-4119	120.00	2.00	0.648
PP-4120	127.00	6.35	2.177
MP-217	127.00	31.75	10.884
MP-109	150.00	14.00	5.670
P-2730	152.40	6.30	2.612
MP-168	160.00	10.00	4.317
PP-2055	180.00	15.00	7.285
PP-2619	180.00	20.00	9.717
PP-2620	180.00	30.00	14.577
PP-2662	180.00	40.00	19.437
P-3908	200.00	20.00	10.786
MP-119	213.00	22.00	12.652
MP-161	260.00	5.00	3.510
P-6894	280.00	8.00	6.043

## Perfiles estructurales / listado de perfiles

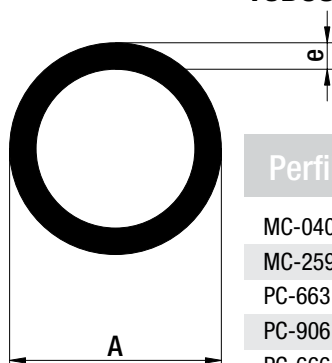
### TUBOS REDONDOS EXTRUÍDOS



Perfil	A	e	Peso kg/m
PC-504	12.70	1.50	0.142
P-6509	15.87	1.15	0.140
PC-503	15.87	1.50	0.183
PC-507	15.88	2.00	0.235
P-6416	15.88	2.00	0.237
PC-505	16.00	1.50	0.184
P-6418	19.00	2.00	0.288
P-6507	19.05	1.15	0.175
PC-510	19.05	1.25	0.188
MC-185	19.05	1.50	0.224
PC-518	19.05	3.00	0.408
PC-994	22.00	3.00	0.483
MC-131	22.20	1.35	0.238
P-6508	22.22	1.15	0.205
PC-520	22.22	1.50	0.264
PC-521	22.22	2.00	0.343
P-6419	22.22	2.00	0.342
MC-281	25.00	1.15	0.232
PC-529	25.40	1.25	0.256
PC-530	25.40	1.50	0.304
PC-535	25.40	2.00	0.397
PC-537	25.40	2.50	0.486
PC-536	25.40	2.75	0.528
PC-126	25.60	2.85	0.548
P-6420	26.50	2.75	0.553
PC-549	28.00	2.00	0.440
MC-194	29.00	1.50	0.351
PC-555	31.75	1.50	0.386
PC-556	31.75	2.00	0.504
P-6417	31.75	2.40	0.596
MC-118	31.75	3.00	0.731
PC-557	32.00	1.50	0.388
PC-565	33.00	1.50	0.401
PC-579	34.50	1.50	0.421
PC-595	38.10	1.50	0.466
MC-188	38.10	3.00	0.894
P-6877	38.10	4.50	1.282
PC-609	40.00	2.00	0.645
P-6878	40.00	5.00	1.485
P-6421	41.28	1.70	0.572
PC-618	42.20	4.50	1.439
P-6876	44.00	5.00	1.655
MC-056	44.50	3.00	1.055
P-6422	45.00	2.00	0.729
PC-629	45.00	2.00	0.729
P-6879	45.00	5.50	1.841
MC-189	48.30	5.00	1.836
PC-656	49.00	3.00	1.169

## Perfiles estructurales / listado de perfiles


### TUBOS REDONDOS EXTRUÍDOS



Perfil	A	e	Peso kg/m	Observaciones
MC-040	50.00	2.00	0.815	
MC-259	50.00	3.00	1.196	
PC-663	50.00	4.00	1.560	
PC-906	50.80	1.50	0.627	Riego
PC-666	50.80	2.00	0.827	
PC-667	50.80	3.00	1.216	
MC-269	52.80	1.70	0.737	
PC-686	54.00	7.00	2.792	
MC-275	55.00	5.00	2.120	
PC-706	60.00	3.00	1.449	
PC-707	60.00	5.00	2.333	
PC-709	62.00	9.00	4.046	
PC-713	63.00	5.00	2.460	
MC-059	63.50	3.00	1.540	
PC-911	69.85	1.50	0.870	Riego
PC-732	70.00	11.75	5.806	
PC-986	73.00	6.50	3.666	
MC-289	73.00	10.00	5.344	
PC-748	75.00	2.50	1.537	
PC-744	76.00	2.00	1.240	
PC-746	76.00	5.00	3.011	
MC-117	76.10	3.00	1.860	
PC-920	76.20	1.25	0.794	Riego
PC-925	76.20	1.50	0.950	
MC-061	76.20	3.00	1.860	
PC-754	80.00	5.00	3.181	
MC-130	80.90	2.00	1.339	
PC-800	81.00	2.50	1.676	
PC-761	82.20	3.00	2.015	
MC-111	82.35	6.00	3.877	
MC-221	85.00	3.70	2.552	
PC-762	86.50	5.00	3.435	
PC-774	88.90	5.48	3.878	
PC-930	89.00	1.25	0.930	Riego
PC-935	89.00	1.50	1.110	Riego
PC-768	90.00	3.00	2.214	
PC-778	98.00	1.50	1.228	
MC-042	100.00	2.00	1.663	
PC-779	100.00	2.50	2.067	
PC-766	100.00	6.00	4.784	
PC-945	101.60	1.50	1.274	Riego
PC-950	101.60	2.00	1.690	Riego
PC-771	101.60	2.50	2.101	
PC-949	101.60	3.00	2.509	Riego
PC-769	101.60	5.00	4.097	
PC-952	114.30	2.00	1.905	Riego
MC-262	114.30	3.05	2.878	
MC-116	114.30	4.00	3.742	

## Perfiles estructurales / listado de perfiles

### TUBOS REDONDOS EXTRUÍDOS



Perfil	A	e	Peso kg/m	Observaciones
MC-090	114.30	5.00	4.635	
MC-121	114.30	5.90	5.424	
PC-770	114.30	8.65	7.750	
MC-251	114.50	4.00	3.747	
PC-780	120.00	6.00	5.802	
PC-775	125.00	18.00	17.711	
PC-955	127.00	1.70	1.807	Riego
PC-956	127.00	2.00	2.119	Riego
MC-075	127.00	8.00	8.075	
MC-252	129.00	4.50	4.752	
PC-781	134.30	3.40	3.763	
MC-167	140.00	6.55	7.414	
MC-263	140.00	9.52	10.535	
MC-279	141.40	6.60	7.547	
MC-285	145.00	8.00	9.296	
MC-288	147.00	3.50	4.260	
MC-229	147.00	4.25	5.146	
PC-777	150.00	9.00	10.862	
P-5360	152.40	1.40	1.792	Riego
PC-965	152.40	1.70	2.173	Riego
PC-970	152.40	2.00	2.550	
PC-763	157.00	4.00	5.191	
MC-107	164.00	6.00	8.041	
MC-203	164.50	6.00	8.066	
MC-125	165.00	9.50	12.531	
PC-975	165.10	2.30	3.176	Riego
MC-250	165.40	6.20	8.372	
MC-205	168.00	8.00	10.857	
MC-278	168.30	11.00	14.677	
PC-782	172.75	10.00	13.775	
PC-985	184.10	2.70	4.151	Riego
MC-155	200.00	8.00	13.027	
MC-174	233.00	7.00	13.419	



**ALUAR ALUMINIO ARGENTINO SAIC**  
Administración: Pasteur 4600, B1644AMV, Victoria Buenos Aires  
Argentina, Tel: +54 11 4725-8000  
Sede Social: Marcelo T. de Alvear 590, piso 3°, C1058AAF C.A.B.A.  
Argentina, Tel: +54 11 4313-7593 +54 11 4311-9026/5743  
R.P.C. Nro. 2534, L° 72, F° 151, T° "A" de Est. Nac. 26/06/1970  
asistenciatecnica@aluar.com.ar - www.aluar.com.ar

